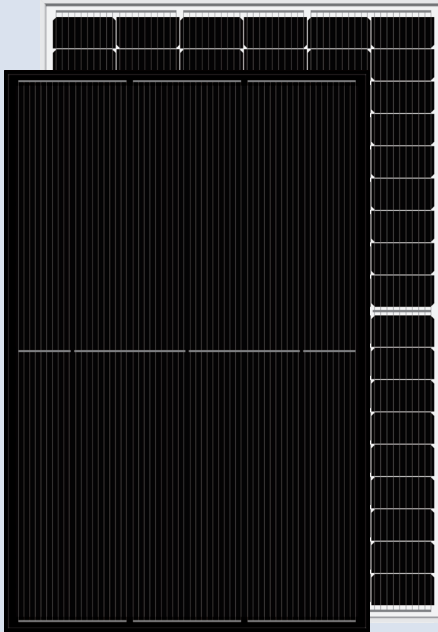




YLM-J
108 Cell
(M10)

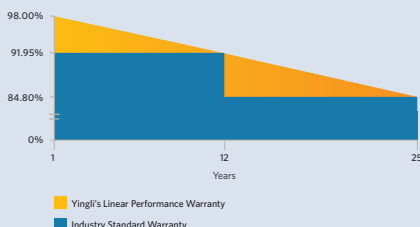


22.5%
CELL EFFICIENCY

12 YEAR
PRODUCT WARRANTY

0-5W
POWER TOLERANCE

25 Years Linear Warranty



IMPROVED POWER
NEVER SETTLE FOR LESS

Choosing the best P-type monocrystalline cells, YLM series modules are making the best out of your system. Trust in the expertise of Yingli and well proven technology.



Higher Durability

The multi-busbar design can decrease the risk of the cell micro-cracks and fingers broken.



High Power Density

High conversion efficiency and more power output per square meter, by lower series resistance and improved light harvesting.



Half-cell Design

Less energy loss caused by shading due to new cell string layout and split J-box, and lower cell connection power loss due to half-cell design.



Optimized dimension

More flexibly in residential and commercial rooftop installation.

Yingli Solar

Yingli Energy (China) Company Limited, known as "Yingli Solar", is one of the world's leading solar panel manufacturers with the mission to provide affordable green energy for all. Yingli Solar makes solar power possible for communities everywhere by using our global manufacturing and logistics expertise to address unique local challenges.

YLM-J 108 Cell (M10)

ELECTRICAL PERFORMANCE

Electrical parameters at Standard Test Conditions (STC)

Module type	YLxxxD-37e 1/2(xxx=Pmax) YLxxxD-37e 1500V 1/2(xxx=Pmax)					
Power output	P_{max}	W	400	405	410	415
Power output tolerances	ΔP_{max}	W	0 / +5			
Module efficiency	η_m	%	20.5	20.8	21.0	21.3
Voltage at P_{max}	V_{mpp}	V	30.65	30.80	30.95	31.10
Current at P_{max}	I_{mpp}	A	13.06	13.15	13.25	13.35
Open-circuit voltage	V_{oc}	V	37.06	37.17	37.28	37.39
Short-circuit current	I_{sc}	A	13.78	13.86	13.94	14.02

STC: 1000W/m² irradiance, 25°C cell temperature, AM1.5g spectrum according to EN 60904-3.
Average relative efficiency reduction of 3.3% at 200W/m² according to EN 60904-1.

Electrical parameters at Nominal Operating Cell Temperature (NOCT)

Power output	P_{max}	W	297.6	301.3	305.0	308.8
Voltage at P_{max}	V_{mpp}	V	28.5	28.6	28.8	28.9
Current at P_{max}	I_{mpp}	A	10.45	10.52	10.60	10.68
Open-circuit voltage	V_{oc}	V	34.7	34.8	34.9	35.0
Short-circuit current	I_{sc}	A	11.13	11.20	11.26	11.33

NOCT: open-circuit module operation temperature at 800W/m² irradiance, 20°C ambient temperature, 1m/s wind speed.

THERMAL CHARACTERISTICS

Nominal operating cell temperature	NOCT	°C	45±2
Temperature coefficient of P_{max}	γ	%/°C	-0.35
Temperature coefficient of V_{oc}	β_{Voc}	%/°C	-0.27
Temperature coefficient of I_{sc}	α_{Isc}	%/°C	0.05

OPERATING CONDITIONS

Max. system voltage	1000V _{oc} /1500V _{dc}
Max. series fuse rating *	25A
Operating temperature range	-40°C to 85°C
Max. static load, front (e.g., snow)	5400Pa
Max. static load, back (e.g., wind)	2400Pa
Max. hailstone impact (diameter / velocity)	25mm / 23m/s

* DO NOT CONNECT FUSE IN COMBINER BOX WITH TWO OR MORE STRINGS IN PARALLEL CONNECTION.

CONSTRUCTION MATERIALS

Front cover (material / thickness)	low-iron tempered glass / 3.2mm
Cell (quantity / material)	108 / monocrystalline silicon
Frame (material)	anodized aluminum alloy
Junction box (protection degree)	≥ IP67
Cable (length / cross-sectional area)	300mm / 4mm ²

- Due to continuous innovation, research and product improvement, the specifications in this product information sheet are subject to change without prior notice. The specifications may deviate slightly and are not guaranteed.
- The data do not refer to a single module and they are not part of the offer, they only serve for comparison to different module types.

QUALIFICATIONS & CERTIFICATES

IEC 61215, IEC 61730, CE, ISO 9001:2015, ISO 14001:2015, BS OHSAS 18001:2007



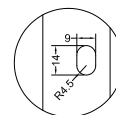
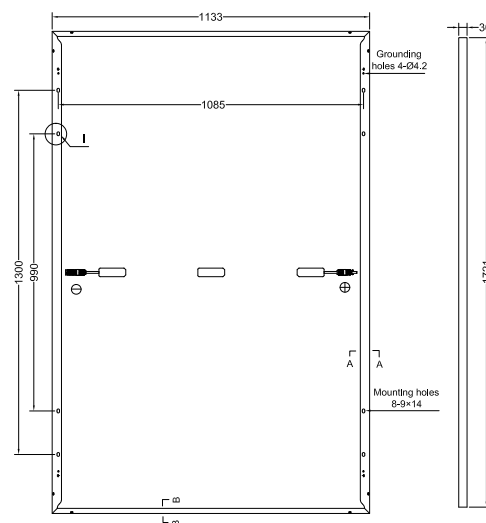
GENERAL CHARACTERISTICS

Dimensions (L / W / H)	1721mm / 1133mm / 30mm
Weight	21.5kg

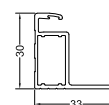
PACKAGING SPECIFICATIONS

Number of modules per pallet	36
Number of pallets per 40' container	26
Packaging box dimensions (L / W / H)	1740mm / 1110mm / 1245mm
Box weight	810kg

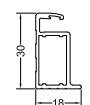
Unit: mm



DETAIL I



SECTION A-A



SECTION B-B



Warning: Read the Installation and User Manual in its entirety before handling, installing and operating Yingli Solar modules.

Yingli Partners:

Yingli Energy (China) Co., Ltd.

service@yingli.com

Tel: +86-312-8922216

YINGLISOLAR.COM

